

LOOKBOOK

CUSTOM HOSPITALITY LIGHTING FOR GUESTROOMS AND PUBLIC AREAS



Scott


VOLUME II

QUALITY TO THE GOLD STANDARD



MISSION STATEMENT

We believe that creating and perfecting our products is not a job but a lifestyle. Our employees understand this and they are the backbone of our success. This enables us to create products that surpass our customers' expectations and be an example to our competitors. Our legacy of commitment and innovative design is a family legacy that we share with you.

OUR VISION

As we head into the future, we strive to lead the way in the latest development and concepts to keep us at the forefront of innovation in lighting. We take on this endeavor with many years of experience and craftsmanship, making us stronger as we move forward. As always our goal has been to set the benchmark of quality on our production, while maintaining 100% customer satisfaction. With this we advance into many new developing technologies, environmentally friendly materials, methods and management, thereby continuing our commitment of the Gold Standard.

TABLE OF CONTENTS

Wabi Sabi.....	3-6
Geometric.....	7-10
Modern Industrial.....	11-14
Cromo Lucido.....	15-18
Black is the New Black.....	19-22
Nativis.....	23-26
Bold Brass.....	27-30
Novus Mid-Century.....	31-34

*This booklet is a brief overview of the capabilities that Scott Lamp has to offer.
To view our full and current catalog, please visit ScottLamp.com.*



Wabi Sabi


A SCOTT LAMP COMPANY
EXCLUSIVE COLLECTION

In traditional Japanese aesthetics, wabi-sabi is a world view centered on the acceptance of transience and imperfection. The aesthetic is sometimes described as one of beauty that is “imperfect, impermanent, and incomplete”. It is a concept derived from the Buddhist teaching of the three marks of existence, specifically impermanence, suffering and emptiness or absence of self-nature.

Characteristics of the wabi-sabi aesthetic include asymmetry, roughness, simplicity, economy, austerity, modesty, intimacy, and appreciation of the ingenuous integrity of natural objects and processes.







G

A MODEL 1505

Brushed Brass
Powder Coated Matte Black
H: 50" x Dia: 64"
(9) Medium Base Socket, for LED
Antique Filament A Lamps

B MODEL 7540

Ceramic Body w/ Decorative Texture
Antique Brass
H: 25 1/2" x Dia: 16 1/2"
(1) Medium Base Socket

C MODEL 2413

Vintage Brass
Black Parchment w/ Gold Antiquing
H: 9 1/4" x Dia: 19 1/2"
(3) GU24 Base Sockets, for
LED A Style Bulbs

D MODEL 4057

Antique Pewter
CD Ivory Linen
H: 31" x Dia: 18"
(2) Medium Base Sockets, for LED
A Style Bulbs

E MODEL 5018

Weathered Gray Ash Wood
Antique Brass
H: 66" x W: 8" x D: 24"
(1) GU24 Base Socket, for
LED T Style Bulb

F MODEL 6617

Powder Coated Flint Grey Exterior
Powder Coated Satin Copper Interior
H: 32 1/2" x W: 21 3/4" x D: 29 7/8"
(2) Medium Base Sockets, for LED
A Style Bulbs

G MODEL 2593

Oil Rubbed Bronze
Powder Coated White Interior
H: 42" x Dia: 9"
(1) Medium Base Socket, for LED
A Style Bulb

H MODEL 6364

Blackened Steel
Opal Matte Glass
H: 10 3/4" x W: 6 5/8" x D: 14 3/8"
(1) Medium Base Socket, for LED
A Style Bulb

I MODEL 6502

Blackened Steel
Woven Rattan Band
Opal Matte Acrylic
H: 24" x W: 10 7/8" x D: 11 3/8"
(1) Medium Base Socket, for LED
A Style Bulb

J MODEL 4448

Weathered Gray Ash Wood
Antique Brass
H: 26" x W: 6" x D: 14"
(1) GU24 Base Socket, for
LED T Style Bulb

K MODEL 5414

Powder Coated Matte Black
Light Grey Linen Shade
H: 68" x Dia: 20"
(2) Medium Base Sockets, for LED
A Style Bulbs



H





L

M

N



Geometric

CIRCLES, TRIANGLES AND
HEXAGONS GALORE!

All architectural designs and interior decorating ideas are based on simple geometry and geometric shapes have always been a recurring element in design. Geometry helps create bright and modern interiors, bringing balance and harmony in rooms. This collection features simple as well as sophisticated geometric shapes, as the dominant motif. The alternation between filled volumes and voids, the range of various finishes and textures, create endless possibilities. The designs add eye catching vigor to a room and never go unnoticed.



**L MODEL 5473**

Oak Wood/Statuary Bronze
White Burlap Linen
H: 66" x Dia: 20"
(1) Medium Base Socket, for LED
A Style Bulb

M MODEL 6508

Flat Black Steel
Opal Glass
H: 32 1/2" x W: 35 1/2" x D: 4"
(4) L8-27K, 8 Watt Integral LED,
680 Lumens, 2700 Kelvin

N MODEL 4841

Solar Black/Polished Chrome
Clear Glass
Black Linen
H: 24" x Dia: 17"
(1) Medium Base Sockets, for LED
A Style Bulbs

O MODEL 4797

Solar Black
CD Ivory Linen
H: 27" x Dia: 16"
(2) Medium Base Sockets, for LED
A Style Bulbs

P MODEL 9335-24

Brushed Chrome
H: 24" x W: 24" x D: 2 1/4"
L44-30K, 44 Watt Integral LED,
90+CRI, 3000 Kelvin

Q MODEL 6606-16

Brushed Aluminum
Opal Matte Acrylic
H: 16 3/4" x W: 16" x D: 4"
L22-30K, 22 Watt Integral LED,
3000 Kelvin

R MODEL 4384

Precision-cut Faceted Crystal Body
Polished Chrome
Canvas White Linen
H: 26 3/4" x W: 8 1/4" x D: 5 1/2"
(1) Medium Base Socket, for LED
A Style Bulb

S MODEL 6606-8-3

Brushed Aluminum
Opal Matte Acrylic
H: 29 3/4" x W: 8" x D: 4"
L28-30K, 28 Watt Integral LED,
3000 Kelvin

T MODEL 4756

Solar Black
Opal Glass
H: 48" x W: 10" x D: 9 5/8"
(2) L10-27K, 10 Watt Integral LED,
2700 Kelvin

U MODEL 5494

Powder Coated Matte Black
Brushed Stainless Steel
Grey Linen/Opal Matte Acrylic
H: 68" x Dia: 24"
(2) Medium Base Socket, for LED
A Style Bulb



V

X

Y

Z

A1

Modern Industrial

SIMULTANEOUSLY ORGANIC AND
ENGINEERED, BOLD AND REFINED.

It's about adding a raw and unfinished look to the most thoughtfully designed fixtures and proudly displaying the building materials that many try to conceal. From earthy to neutral, the palette includes rustic color schemes with browns, beiges, blacks and grays. The materials are raw and edgy with an unfinished look creating a vibe of a modern factory. Fixtures feature visible mechanical components and exposed light bulbs while still achieving an aesthetic balance.

It is simultaneously organic and engineered, bold and refined, unfinished and cohesive. The collection proudly shows off the craftsmanship and structural elements most try to hide.



C1



V MODEL 2708

Satin Bronze
Frosted Ribbed Glass
H: 17" x Dia: 18 1/4"
(1) Medium Base Socket, for LED
A Style Bulb

X MODEL 6543

Powder Coated Bronze/Brass
Frosted Interior Ribbed-
Glass Diffuser
H: 18" x W: 4 1/4" x D: 4 1/2"
(2) GU24 Base Socket, for
LED T Style Bulb

Y MODEL 5619-M1

Matte Black/Antique Brass
CD Ivory Linen
H: 64" x Dia: 20"
(2) Medium Base Sockets, for LED
A Style Bulbs

Z MODEL 2692

Satin Bronze/Oil Rubbed Bronze
H: 36" x Dia: 10"
(1) Medium Base Socket, for LED
Antique Filament A Lamps

A1 MODEL 4362

Antique Brass
Shantung White Silk
H: 29 1/2" x Dia: 17"
(1) Medium Base Socket, for LED
A Style Bulb

B1 MODEL 5968

Blackened Pewter
H: 60" x W: 14" x D: 21"
(1) Medium Base Socket, for LED
A Style Bulb

C1 MODEL 2591

Blackened Steel/Antique Brass
Opal Acrylic Diffuser
H: 43 1/8" x Dia: 1 3/4"
L11-30K, 11 Watt Integral LED,
1300 Lumens, 3000 Kelvin

D1 MODEL 6613

Oil Rubbed Bronze
Clear Seeded Glass Shade
H: 10" x W: 4 1/2" x D: 7"
(1) Candelabra Base Sockets for 5W
Type B Style Antique Filament LED Bulbs

E1 MODEL 4383

Antique Brass/ Matte Black
Opal Acrylic Diffuser
H: 22" x W: 12" x D: 6"
L8-27K, 8 Watt Integral LED,
2700 Kelvin

F1 MODEL 6588


Antique Brass/Oil Rubbed Bronze
Opal Acrylic Diffuser
H: 21" x W: 3" x D: 11 1/2"
L3-30K, 3 Watt Integral LED,
3000 Kelvin

G1 MODEL 6614

Oil Rubbed Bronze
Antique Brass
Faux Alabaster Diffuser
H: 29" x W: 17" x D: 4"
(3) Candelabra Sockets for
7W LED Bulbs

H1 MODEL 7010

Matte Statuary Bronze
Brussels Cream Linen Shade
H: 27" x Dia: 16"
(1) Medium Base Socket, for LED
A Style Bulb





Cromo Lucido

A CRISP CLEAN TIMELESS LOOK

The sleek, shining silver creates a neat and tidy look and is an important aspect of the contemporary style. There is an emphasis on sleekness and an avoidance of excess and clutter. The mirrored finish will bounce light and colors and often complements a cooler and clean palette.

Mix materials for contrast and depth.

The cool brilliance of the timeless metallic finish is a must in contemporary design. The finish denotes a feeling of luxury, modernity and forward looking optimism.





L1

O1

N1

M1



I1 MODEL 9510

H: 40" x W: 30" x D: 7/8"
L95-30K, 95 Watt Integral LED,
90+CRI, 3000 Kelvin

J1 MODEL 5069

Polished Chrome
Opal Matte Acrylic Shade
H: 68" x Dia: 12"
(1) Medium Base Socket, for LED
R Style Bulb

K1 MODEL 6521

Polished Stainless Steel
Bronze Acrylic Shade
H: 19" x W: 10" x D: 6"
(1) E-12 Candelabra Base Socket
for 4.5W LED Antique Filament

L1 MODEL 1450-30

Polished Chrome
Opal Matte Acrylic Diffuser
H: 1 3/8" x W: 30" x D: 1 3/8"
L48-30K, 48 Watt Integral LED,
90+CRI, 3000 Kelvin

M1 MODEL 4782

Polished Nickel
H: 26 1/2" x W: 12" x D: 11 1/8"
(1) E-12 Candelabra Base Socket
for 7W Antique Filament LED 2700K

N1 MODEL 4874

Polished Nickel/Calcatta Marble
Shantung White Linen Shade
H: 22" x Dia: 12"
(2) Medium Base Sockets, for LED
A Style Bulbs

O1 MODEL 5920

Brushed Nickel
H: 72" x W: 13" x D: 40"
(1) Medium Base Socket, for LED
A Style Bulb

P1 MODEL 5068

Polished Chrome
Canvas White Linen
H: 62" x W: 17" x D: 22"
(1) Medium Base Socket, for LED
A Style Bulb

Q1 MODEL 6279

Matte White/Polished Chrome
H: 18" x W: 3 1/2" x D: 4"
L8-30K, 8 Watt Integral LED,
90+CRI, 3000 Kelvin

R1 MODEL 4429

Polished Chrome
Canvas White Linen
H: 22" x Dia: 13 1/2"
(2) Medium Base Sockets, for LED
A Style Bulbs

S1 MODEL 2789

Polished Nickel
Clear Fluted Acrylic
Opal Matte Acrylic
H: 4 1/2" x Dia: 16 1/2"
(2) GU24 Base Sockets, for
LED A Style Bulbs

T1 MODEL 6503

Polished Chrome
Matte Black
H: 17 3/4" x W: 10" x D: 20"
(2) GU24 Base Sockets, for
LED A Style Bulbs





U1

V1



Black is the New Black

NOTHING CREATES A SENSE OF DRAMA
BETTER THAN BLACK

After years of total white, dark colors have been rediscovered. A dark interior design can be intimidating sometimes, but if used correctly it can make a striking balance of luxury and modern design. The monochromatic palette contains details of warm accent colors like gold and brass. The dark colors make a great backdrop for textures and depth and enlivens natural elements like wood and linen.

Black is a classic design color that never goes out of style. Using the color black adds a focal point of color that grounds, anchors and adds a sophisticated look to a room, impossible not to impress.



Y1



Z1

U1 MODEL 1003-8

Matte Black/Antique Brass Interior
H: 30" x Dia: 48"
(8) Medium Base Sockets, for LED
A Style Bulbs

V1 MODEL 5321

Powder Coated Matte Black
Frosted Acrylic Diffuser
H: 51" x W: 12" x D: 24"
L8-30K, 8 Watt Integral LED,
3000 Kelvin

W1 MODEL 4713

Oil Rubbed Bronze
Faux Alabaster Acrylic
Dome Diffuser
H: 18" x Dia: 10"
(1) Medium Base Socket, for LED
A Style Bulb

X1 MODEL 5022

Matte Black/Antique Brass
Powder Coated Matte
Black Linen Shade
H: 66" x Dia: 26"
(1) Medium Base Socket, for LED
A Style Bulb

Y1 MODEL 2599

Powder Coated Matte Black
Powder Coated Matte
White Interior w/Texture
H: 10" x W: 36" x D: 16"
L10-27K, 10 Watt Integral LED,
2700 Kelvin

Z1 MODEL 4695

Powder Coated Matte Black
Antique Brass
Opal Matte Glass Sphere
Integral Wireless Phone Charger
H: 17" x W: 4" x D: 7 1/2"
(1) G9 Base for LED 4.5W 3000K

A2 MODEL 5645

Black Pigmented Oak
Cream Linen Shade
H: 65" x W: 25 1/2" x D: 25 5/16"
(3) Medium Base Sockets, for LED
A Style Bulbs

B2 MODEL 2444

Black Leatherette Shade
Gold Interior
Opal Matte Acrylic Recessed Diffuser
H: 21" x Dia: 13 1/2"
(2) Medium Base Sockets, for LED
A Style Bulbs

C2 MODEL 4798

Polished Brass/ Matte Black
H: 26" x W: 8" x D: 20 1/2"
(1) Medium Base Socket, for LED
A Style Bulb

D2 MODEL 6382-M1

Matte Black
H: 6" x W: 2" x D: 1 1/4"
L3-30K, 3 Watt Integral LED,
3000 Kelvin





F2

G2

H2

E2



J2



Nativis

A CLEAN, SCALED-BACK BOHEMIAN STYLE WITH A NATURAL AESTHETIC.

The aim of this collection is that the overall mood remains curated and considered, but at the same time natural and a bit undone. Shades favor a natural palette with neutral and muted tones all within the same tonal family. Natural, basic materials like burlap, stone and wood can be combined with sleek and clean materials like nickel and glass, creating a harmonious blend.

The scaled-back version of the free-spirited Bohemian aesthetic set within the confines of a minimalist and clutter-free zone, popular of Scandinavian design, marry beautifully creating a harmonious blend that is clean and inviting.





N2

**E2 MODEL 4371**

Polished Chrome/Natural Ash Wood
Canvas White Linen/Acrylic Diffuser
H: 24" x Dia: 12"
(2) Medium Base Sockets, for LED
A Style Bulbs

F2 MODEL 6609

Satin Nickel
Opal Matte Glass
H: 48" x W: 40" x D: 4"
L30-30K, 30 Watt
Integral LED, 3000 Kelvin

G2 MODEL 2502

Walnut Wood Finished Cap
Brushed Stainless Steel Stem
Opal Matte Glass Diffuser
H: 24" x Dia: 6 1/2"
(1) Medium Base Socket, for LED
A Style Bulb

H2 MODEL 5491

Natural Ash Wood/Polished Nickel
Canvas White Linen
H: 59" x Dia: 18"
(1) Medium Base Sockets, for LED
A Style Bulbs

I2 MODEL 5049

Brushed Brass
Opal Matte Acrylic Diffuser
H: 65 9/16" x Dia: 12"
L5-30K Downward, 5 Watt
Integral LED, 3000 Kelvin
L10.5-30K Upward

J2 MODEL 2437

Bamboo Woven Wood
Clear Frosted Glass Diffuser
H: 8 3/4" x Dia: 17 3/8"
(1) Medium Base Socket, for LED
A Style Bulb

K2 MODEL 5864

Antique Brass/White Marble
Walnut Wood
Opal Matte Acrylic Diffuser
H: 45" x W: 12" x D: 22"
L6-27K, 6 Watt Integral LED,
3000 Kelvin

L2 MODEL 6607

Walnut Wood
Brushed Stainless Steel
Laura White Linen/Grey Linen
H: 60" x W: 16 1/2" x D: 22 7/8"
(2) Medium Base Sockets, for LED
A Style Bulbs

M2 MODEL 4684

Powder Coated Bronze/Walnut Wood
Canvas White Linen
H: 21" x Dia: 12"
(1) Medium Base Socket, for LED
A Style Bulb

N2 MODEL 5104


Oil Rubbed Bronze/Walnut Wood
Brown Linen Shade
H: 66" x Dia: 20"
(1) Medium Base Socket, for LED
A Style Bulb

Bold Brass

A LUXURIOUS AND WINNING CHOICE FOR AN IMPACT OF COLOR AND DRAMA

What was once gaudy is now refined and sophisticated. In the past Brass would be buffed and polished to a reflective gleam in order to glance off marble and mirrored surfaces. These days it typically gets a quieter matte treatment. However, paired with the perfect combination of rich blues, the warm hues of brass creates a classic and unassailable statement.

The blue is variable - often navy, but extending into turquoise. Deep blues are classic. The brass can also be contrasted with marble or black accents. The peanut butter and jelly combination of the two creates a luxurious and winning choice for an impact of color and drama.






Q2

R2

S2

T2

**O2 MODEL 4611**

Antique Brass
White Marble
H: 24" x W: 7 1/4" x D: 6 3/16"
(1) Medium Base Socket, for LED
Antique Filament A Lamps

P2 MODEL 6587

Antique Brass
Oil Rubbed Bronze
H: 36" x W: 5" x D: 4 1/8"
L12-27K, 12 Watt
Integral LED, 2700 Kelvin

Q2 MODEL 5880

Antique Brass
H: 65 1/8" x Dia: 14"
(1) Medium Base Socket, for LED
A Style Bulb

R2 MODEL 6246-1-MOD1

Brushed Brass
H: 16 1/2" x W: 4 1/2" x D: 4"
(2) Medium Base Sockets, for 7W LED
Flood Lamps

S2 MODEL 1946

Aged Brass
Matte Black
H: 50" x Dia: 48"
(5) Medium Base Sockets, for LED
A Style Bulbs

T2 MODEL 5247

Antique Bronze
H: 47" x W: 11" x D: 18"
(1) Medium Base Socket, for LED
T Style Bulb

U2 MODEL 9602

Brushed Brass
Opal Matte Acrylic
H: 37 1/2" x W: 44" x D: 2 1/8"
L36-30K, 36 Watt Integral LED,
90+ CRI, 3000 Kelvin

V2 MODEL 4555

Brushed Brass
Frosted Glass
H: 20 1/8" x Dia: 9"
(1) Medium Base Sockets, for LED
Antique A Style Bulb

W2 MODEL 6624

Brushed Bronze
H: 27 1/2" x W: 2 3/4" x D: 9 3/4"
(1) Medium Base Socket, for LED
A Style Bulb

X2 MODEL 6536

Antique Bronze
Matte Black
H: 10 3/4" x W: 7 1/2" x D: 4"
(1) E12 Candelabra for
10W LED, 2700K

Y2 MODEL 5048

Antique Bronze/Clear Acrylic Column
H: 48 3/4" x W: 11" x D: 16 3/4"
(1) Medium Base Socket, for LED
T Style Bulb

Z2 MODEL 4380

Medium Walnut Wood/Antique Bronze
Brussels Cream Linen Shade
H: 31" x Dia: 17"
(2) Medium Base Sockets, for LED
A Style Bulbs



W2

X2

V2

Y2

Z2





Novus Mid-Century

A MODERN INFLUENCE ON A TIMELESS STYLE

Starting in the mid 1930s to mid 1960s, Mid-Century gave us clean lines, gentle organic curves, a love for different materials and designers that are idolized even today. This collection takes the best from those styles and combines a contemporary influence.

The palette ranges from bright hues to earthy colors, neutral to bold, allowing a wide range of possibilities to work with. Materials have organic influences (i.e. wood, marble), as well as an exploration of contemporary or non-traditional materials. This creates a juxtaposition of different and sometimes contrasting materials. The form of the fixtures typically features a minimal ornamentation, with uncluttered and sleek lines containing organic and geometric forms.

**A3 MODEL 4300**

Satin Brass/White Marble
Opal Matte Acrylic
H: 22 1/4" x Dia: 12"
(1) Medium Base Socket, for LED
G25 Style 9W Bulb

B3 MODEL 5046

Satin Brass/White Marble
Indigo Blue Linen Shade
H: 60 5/8" x W: 15" x D: 25"
(2) Medium Base Sockets, for LED
A Style Bulbs

C3 MODEL 1856-3

Brushed Brass
Powder Coated Matte Black
Frosted Glass
H: 40" x Dia: 24"
(3) E12 Sockets for LED
Candelabra Lamps

D3 MODEL 4037

Powder Coated Matte Black
Sahara Gold Interior
H: 28 3/8" x Dia: 14"
(1) GU24 Base Socket, for
LED A Style Bulb

E3 MODEL 6537

Satin Brass
Napa Green Metal Shade
H: 26" x W: 26" x D: 13"
(2) Medium Base Sockets, for LED
G25 Style 9W Bulbs

F3 MODEL 2396

Oil Rubbed Bronze
Frosted Fluted Glass Tubes
H: 39 1/2" x W: 36 7/8" x D: 30 7/8"
(16) L5-27K, 5 Watt Integral LED,
2700 Kelvin

G3 MODEL 6541

Matte Black/Satin Brass
H: 28" x W: 8" x D: 18"
(1) Medium Base Socket, for LED
A Style Bulb

H3 MODEL 4855

Custom Petwer
Tortoise Shell Lacquer
Brussels White Linen
H: 27" x W: 19" x D: 12"
(2) Medium Base Sockets, for LED
A Style Bulbs

I3 MODEL 6538

Satin Brass
Opal Matte Acrylic
H: 7 1/2" x W: 7 1/2" x D: 3 1/4"
L8-27K, 8 Watt Integral LED,
670 Lumens, 2700 Kelvin

J3 MODEL 5862-M1

Antique Brass
White Marble
H: 60" x W: 6 1/2" x D: 15 1/2"
(2) Medium Base Sockets, for LED
A Style Bulbs



355 Watt Drive
Fairfield, CA 94534
Phone (707) 864-2066
Fax (707) 864-2076
www.scottlamp.com

